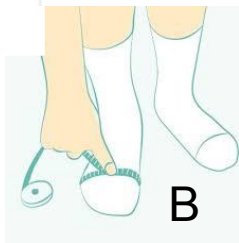
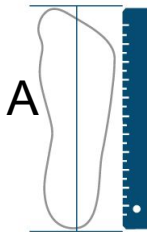


Friendly Shoe Fit Guide - Women's Excursion / Voyage / Force - Size 5-11



Sizing Questions? - email info@friendlyshoes.com or call 619-488-0066 (USA)



****ADD 1/2" - 1.3 CM TO
CIRCUMFERENCE BY
REMOVING INSOLE**

STEP 1 (FOOT TRACE)

Place paper on a flat surface.
Place foot on the paper and stand
on it. Use pen or pencil to trace an
outline around your foot, keeping
the pencil as straight as possible

STEP 2 (A)

Measure and write down the
length of your outline in
Centimeters (cm) between the
longest toe and back heel

STEP 3 (B)

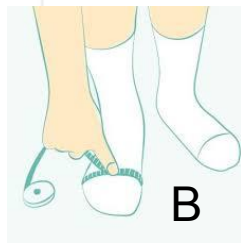
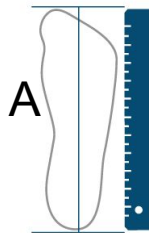
Measure your Forefoot
Circumference in Centimeters
(cm) around the widest part of
your foot using a measuring tape

	WEARER FOOT LENGTH A	WEARER FOREFOOT CIRCUMFERENCE (BALL OF FOOT - WIDEST WIDTH) B**	SHOE INSOLE LENGTH	SHOE FOREFOOT CIRCUMFERENCE (BALL OF FOOT - WIDEST WIDTH) **
WOMEN'S SIZE 5	8 (3/4)" - 22.2 CM	9 (1/16)" - 23.0 CM	9 (1/8)" - 23.2 CM	9 (1/16)" - 23.0 CM
WOMEN'S SIZE 6	9 (1/16)" - 23.0 CM	9 (1/4)" - 23.6 CM	9 (1/2)" - 24.0 CM	9 (1/4)" - 23.6 CM
WOMEN'S SIZE 7	9 (3/8)" - 23.9 CM	9 (1/2)" - 24.2 CM	9 (3/4)" - 24.9 CM	9 (1/2)" - 24.2 CM
WOMEN'S SIZE 8	9 (3/4)" - 24.7 CM	9 (3/4)" - 24.8 CM	10 (3/4)" - 25.7 CM	9 (3/4)" - 24.8 CM
WOMEN'S SIZE 9	10" - 25.5 CM	10" - 25.4 CM	10 (7/16)" - 26.5 CM	10" - 25.4 CM
WOMEN'S SIZE 10	10 (3/8)" - 26.4 CM	10 (1/4)" - 26.0 CM	10 (3/4)" - 27.4 CM	10 (1/4)" - 26.0 CM
WOMEN'S SIZE 11	10 (3/4)" - 27.2 CM	10 (1/2)" - 26.6 CM	11 (1/8)" - 28.2 CM	10 (1/2)" - 26.6 CM

Friendly Shoe Fit Guide - Men's Excursion - Size 8-14



Sizing Questions? - email info@friendlyshoes.com or call 619-488-0066 (USA)



****ADD 1/2" - 1.3 CM TO
CIRCUMFERENCE BY
REMOVING INSOLE**

STEP 1 (FOOT TRACE)

Place paper on a flat surface.
Place foot on the paper and stand
on it. Use pen or pencil to trace an
outline around your foot, keeping
the pencil as straight as possible

STEP 2 (A)

Measure and write down the
length of your outline in
Centimeters (cm) between the
longest toe and back heel

STEP 3 (B)

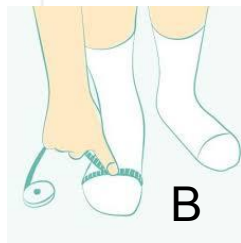
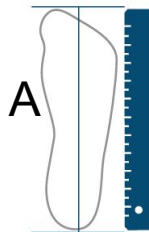
Measure your Forefoot
Circumference in Centimeters
(cm) around the widest part of
your foot using a measuring tape

	WEARER FOOT LENGTH A	WEARER FOREFOOT CIRCUMFERENCE (BALL OF FOOT - WIDEST WIDTH) B**	SHOE INSOLE LENGTH	SHOE FOREFOOT CIRCUMFERENCE (BALL OF FOOT - WIDEST WIDTH) **
MEN'S SIZE 8	10 (1/16)" - 25.5 CM	10" - 25.4 CM	10 (1/2)" - 26.5 CM	10" - 25.4 CM
MEN'S SIZE 9	10 (1/2)" - 26.3 CM	10 (1/4)" - 26.0 CM	10 (3/4)" - 27.3 CM	10 (1/4)" - 26.0 CM
MEN'S SIZE 10	10 (3/4)" - 27.2 CM	10 (1/2)" - 26.6 CM	11 (1/8)" - 28.2 CM	10 (1/2)" - 26.6 CM
MEN'S SIZE 11	11" - 28.0 CM	10 (3/4)" - 27.2 CM	11 (3/8)" - 29.0 CM	10 (3/4)" - 27.2 CM
MEN'S SIZE 12	11 (3/8)" - 28.8 CM	11" - 27.8 CM	11 (3/4)" - 29.8 CM	11" - 27.8 CM
MEN'S SIZE 13	11 (3/4)" - 29.7 CM	11 (1/4)" - 28.4 CM	12 (1/8)" - 30.7 CM	11 (1/4)" - 28.4 CM
MEN'S SIZE 14	12" - 30.5 CM	11 (1/2)" - 29.0 CM	12 (3/8)" - 31.5 CM	11 (1/2)" - 29.0 CM

Friendly Shoe Fit Guide - Unisex Voyage / Force - Size 5-13



Sizing Questions? - email info@friendlyshoes.com or call 619-488-0066 (USA)



****ADD 1/2" - 1.3 CM TO CIRCUMFERENCE BY REMOVING INSOLE**

STEP 1 (FOOT TRACE)

Place paper on a flat surface. Place foot on the paper and stand on it. Use pen or pencil to trace an outline around your foot, keeping the pencil as straight as possible

STEP 2 (A)

Measure and write down the length of your outline in Centimeters (cm) between the longest toe and back heel

STEP 3 (B)

Measure your Forefoot Circumference in Centimeters (cm) around the widest part of your foot using a measuring tape

	WEARER FOOT LENGTH A	WEARER FOREFOOT CIRCUMFERENCE (BALL OF FOOT - WIDEST WIDTH) B**	SHOE INSOLE LENGTH	SHOE FOREFOOT CIRCUMFERENCE (BALL OF FOOT - WIDEST WIDTH) **
UNISEX 5 MENS 5/ WOMENS 6	9 (1/16)" - 23.0 CM	9 (1/4)" - 23.6 CM	9 (1/2)" - 24.0 CM	9 (1/4)" - 23.6 CM
UNISEX 6 MENS 6/ WOMENS 7	9 (3/8)" - 23.9 CM	9 (1/2)" - 24.2 CM	9 (3/4)" - 24.9 CM	9 (1/2)" - 24.2 CM
UNISEX 7 MENS 7/ WOMENS 8	9 (3/4)" - 24.7 CM	9 (3/4)" - 24.8 CM	10 (3/4)" - 25.7 CM	9 (3/4)" - 24.8 CM
UNISEX 8 MENS 8/ WOMENS 9	10 (1/16)" - 25.5 CM	10" - 25.4 CM	10 (1/2)" - 26.5 CM	10" - 25.4 CM
UNISEX 9 MENS 9/ WOMENS 10	10 (1/2)" - 26.3 CM	10 (1/4)" - 26.0 CM	10 (3/4)" - 27.3 CM	10 (1/4)" - 26.0 CM
UNISEX 10 MENS 10/ WOMENS 11	10 (3/4)" - 27.2 CM	10 (1/2)" - 26.6 CM	11 (1/8)" - 28.2 CM	10 (1/2)" - 26.6 CM
UNISEX 11 MENS 11 / WOMENS	11" - 28.0 CM	10 (3/4)" - 27.2 CM	11 (3/8)" - 29.0 CM	10 (3/4)" - 27.2 CM
UNISEX 12 MENS 12/ WOMENS 13	11 (3/8)" - 28.8 CM	11" - 27.8 CM	11 (3/4)" - 29.8 CM	11" - 27.8 CM
UNISEX 13 MENS 13 / WOMENS	11 (3/4)" - 29.7 CM	11 (1/4)" - 28.4 CM	12 (1/8)" - 30.7 CM	11 (1/4)" - 28.4 CM